

MELUCCI
TECHNOLOGIES

GRINDING RACK

K.H

Company Profile

KAI HE MACHINERY CO., LTD manufacturer dedicated to rack production, with leading manufacturing techniques, processing facilities and rich practical experience. Following our business motto to provide our customers with satisfactory products and services, we cordially welcome all enquiry from the industry and the commercial area alike. We believe that only by goodwill and professionalism, which we have held well, can a firm provide customers with complete service quality, maximal production efficiency, and lead the corporation toward the path of cost-down and high quality.

Our production facilities now include rack teeth rollers, MCV vertical machine centers, rack grinders, racks Grinding machine all dedicated to rack fabrication and general-purpose machines likeesting equipments like 3-D testers, which comprise a sound system of production and quality inspection.

afaq

Certificat
Certificate

N° 2017/73977.1

AFNOR Certification certifies that the management system implemented by:
AFNOR Certification certifie que le système de management mis en place par :

KAI HE MACHINERY CO., LTD.

for the following activities:
pour les activités suivantes :

MANUFACTURE OF MECHANICAL PARTS (RACK).

has been assessed and found to meet the requirements of:
a été évalué et jugé conforme aux exigences requises par :

ISO 9001 : 2015

and is developed on the following locations:
et est déployé sur les sites suivants :

NO.117, ZHONGXIAO RD., DALI DIST., TAICHUNG CITY 412, TAIWAN (R.O.C.)

This certificate is valid from (yyyy-mm-dd)
Ce certificat est valable à compter du (aaaa-mm-jj): 2017-01-24 until *Jusqu'au* 2020-01-24

cofrac

Franck LEBEUGLE
Managing Director of AFNOR Certification
Directeur Général d'AFNOR Certification

afnor



Rack Assembly

1. Install the rack A and rack B on the base.
(The side of the rack and the base are corresponding to the installation hole)

2. Install the reverse gauge to confirm that the pitch between the rack and the rack is correct? (Such as tooth pitch is abnormal, please contact our technical staff)

3. Mount the pin to the hole after confiming,
the pin is fixed to the pin hole on the side of the rack.

Installation step 1

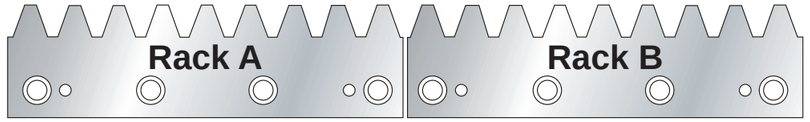

Installation step 2

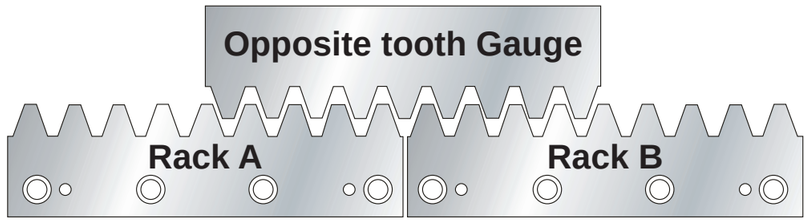

Installation step 3

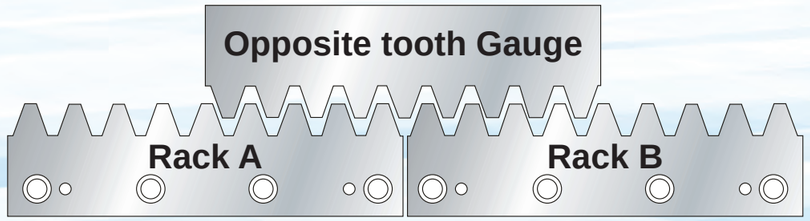

K.H MELUCCI TECHNOLOGIES

Rack Order Code

Example: SHGH021006

S	H	G	H	02	10	06

- **06** — Quality
  - 06: Din 6
  - 07: Din 7
  - 08: Din 8
- **10** — Length
  - 05: 500 mm
  - 10: 1000 mm
  - 15: 1500 mm
  - 20: 2000 mm
- **02** — Module
  - 02: M 2
  - 03: M 3
- **H** — H: Heat Treatment
  - Q: Quenched
- **G** — F: Precision Milling
  - G: Grinding
- **H** — S: Straight
  - H: Helical
- **S** — S: S45C(C45E)
  - R: SCM440(42CrMo4)

Din	1	2	3	4	5	6	7	8	9	10	11	12
JIS				0	1	2	3	4	5	6	7	8
ISO	1	2	3	4	5	6	7	8	9	10	11	12
AGMA		16	15	14	13	12	11	10	9	8	7	6

K.H MELUCCI TECHNOLOGIES

Overview of Racks

Quality	Module	Tooth Thickness Tolerance (μm)	Applications (Examples)
5	2~12	-15 ~0	• High Precision Machine Tools with Electrical Preload • Machine Tools, Lifting Axis, Multiple Pinion Contact
6	1~12	-20 ~0	• Wood, Plastic, Composite, Aluminium Working Machines • Machine Tools, Integratable Racks, Water Cutting Machines, Tube Bending Systems, Plasma Cutting Machines, Laser Cutting Machines
7	2~4	-40 ~0	• woodworking Machines, Linear Axis with High Requirement for a Smooth Running
8	1.5~12	-48 ~0	• Portals, Handling Linear Axis • Linear Axis
9	1~6	-63 ~0	• Linear Axis with Low Load Feed Units for Adjustment
10	1~12	-90 ~0	• Lifting Axis, Handling, welding Robots

Module	Deviation	DIN5	DIN6	DIN7	DIN8	DIN9	DIN10
1.5	Tooth Thickness Tolerance (μm)	-15	-20	-40	-66	-87	-124
	Single Pitch Error (μm)	≤ 6	≤ 8	≤ 12	≤ 16	≤ 23	≤ 37
	Total Pitch Error (μm)	≤ 24	≤ 36	≤ 48	≤ 66	≤ 90	≤ 148

Module	Deviation	DIN5	DIN6	DIN7	DIN8	DIN9	DIN10
2	Tooth Thickness Tolerance (μm)	-15	-20	-40	-66	-87	-124
	Single Pitch Error (μm)	≤ 6	≤ 8	≤ 12	≤ 16	≤ 22	≤ 37
	Total Pitch Error (μm)	≤ 24	≤ 36	≤ 48	≤ 66	≤ 90	≤ 148

Module	Deviation	DIN5	DIN6	DIN7	DIN8	DIN9	DIN10
3	Tooth Thickness Tolerance (μm)	-15	-10	-40	-66	-87	-124
	Single Pitch Error (μm)	≤ 6	≤ 9	≤ 12	≤ 18	≤ 25	≤ 39
	Total Pitch Error (μm)	≤ 26	≤ 36	≤ 48	≤ 72	≤ 100	≤ 162

Module	Deviation	DIN5	DIN6	DIN7	DIN8	DIN9	DIN10
4	Tooth Thickness Tolerance (μm)	-15	-20	-40	-66	-87	-124
	Single Pitch Error (μm)	≤ 7	≤ 10	≤ 12	≤ 19	≤ 28	≤ 43
	Total Pitch Error (μm)	≤ 28	≤ 36	≤ 48	≤ 72	≤ 110	≤ 175

Module	Deviation	DIN5	DIN6	DIN7	DIN8	DIN9	DIN10
5	Tooth Thickness Tolerance (µm)	-15	-20	-40	-66	-87	-124
	Single Pitch Error (µm)	≤ 7	≤ 10	≤ 12	≤ 18	≤ 28	≤ 43
	Total Pitch Error (µm)	≤ 28	≤ 40	≤ 52	≤ 80	≤ 110	≤ 175

Module	Deviation	DIN5	DIN6	DIN7	DIN8	DIN9	DIN10
6	Tooth Thickness Tolerance (µm)	-15	-20	-40	-66	-87	-124
	Single Pitch Error (µm)	≤ 7	≤ 10	≤ 12	≤ 18	≤ 28	≤ 43
	Total Pitch Error (µm)	≤ 28	≤ 40	≤ 52	≤ 80	≤ 110	≤ 175

Module	Deviation	DIN5	DIN6	DIN7	DIN8	DIN9	DIN10
8	Tooth Thickness Tolerance (µm)	-15	-20	-40	-66	-87	-124
	Single Pitch Error (µm)	≤ 8	≤ 11	≤ 12	≤ 22	≤ 31	≤ 49
	Total Pitch Error (µm)	≤ 31	≤ 43	≤ 52	≤ 80	≤ 110	≤ 188

Module	Deviation	DIN5	DIN6	DIN7	DIN8	DIN9	DIN10
10	Tooth Thickness Tolerance (µm)	-15	-20	-40	-66	-87	-124
	Single Pitch Error (µm)	≤ 8	≤ 11	≤ 12	≤ 22	≤ 31	≤ 49
	Total Pitch Error (µm)	≤ 31	≤ 43	≤ 52	≤ 80	≤ 110	≤ 188

K.H MELUCCI TECHNOLOGIES

Rack Assembly

At rack and pinion drives, the pitch lines of pinion and rack has to be parallel. To check this, we recommend using a red compound and check the gear mesh contact pattern under load conditions.

Correct

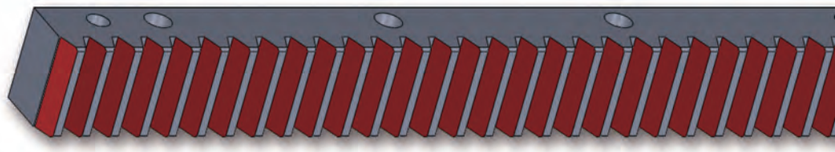

Non Parallel

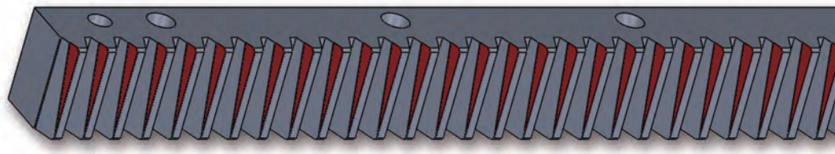

Center Distance Incorrect

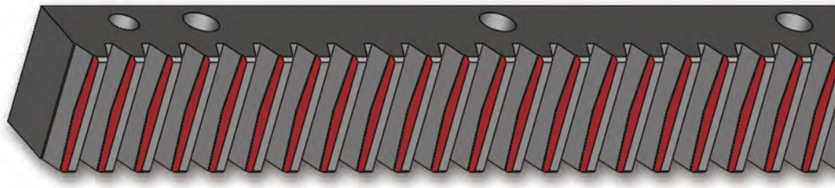

Tooth Thickness Tolerance

Relationship between tooth thickness and measuring pin measurement:

- The tooth thickness of racks is usually measured via the pin measurement as the tooth thickness could not be measured directly.
- A measuring pin is put into the teeth and measured to the back of the rack.
- So tooth thickness tolerances could be measured by measuring pin.

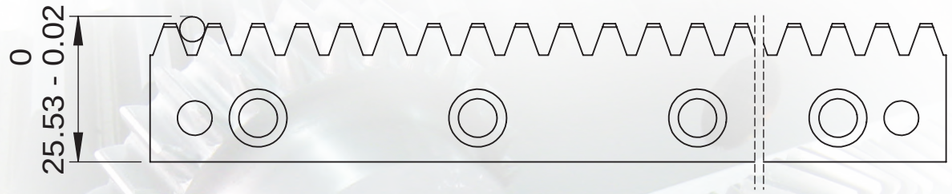

Pitch Error

- Single Pitch Error
- Total Pitch Error

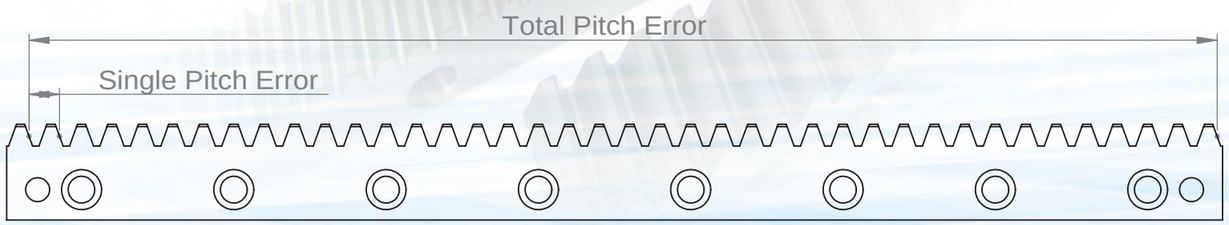

Load table

SHF / SSF series

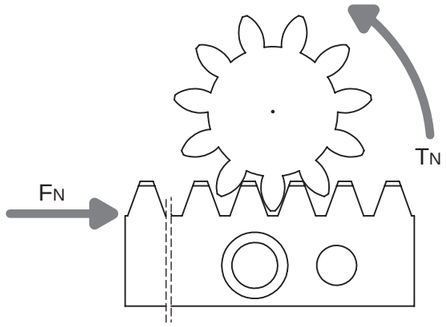

L2: Teech breadth
p(mm): pitch
z: Number of teech

Pitch	Module	z	L2	FN[N]	TN[Nm]
3.142	1.0	20	15	386	3.9
4.712	1.5	16	20	532	6.4
4.712	1.5	20	20	668	10
6.283	2.0	16	20	845	14
6.283	2.0	20	20	1063	21
7.854	2.5	20	25	1601	40
9.425	3.0	16	30	1846	44
9.425	3.0	20	30	2326	70
12.566	4.0	20	40	4519	181
15.708	5.0	20	50	7606	380
18.850	6.0	20	60	11854	711
25.133	8.0	20	80	23103	1848

SSGH series

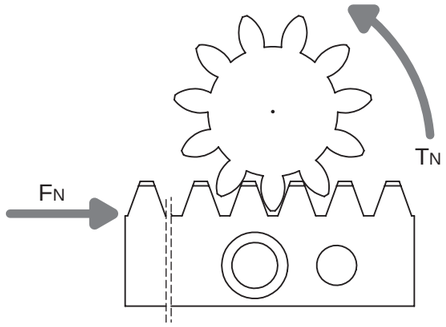

L2: Teech breadth
p(mm): pitch
z: Number of teech

Pitch	Module	z	L2	FN[N]	TN[Nm]
3.142	1.0	25	9.5	970	12
4.712	1.5	16	20	2888	35
4.712	1.5	20	20	3638	55
6.283	2.0	16	20	4810	77
6.283	2.0	20	20	5958	119
7.854	2.5	20	25	9004	225
9.425	3.0	16	30	12597	302
9.425	3.0	20	30	13697	411
12.566	4.0	20	40	24068	963
15.708	5.0	20	50	37317	1866
18.850	6.0	20	60	52880	3173
25.133	8.0	20	80	91220	7298
31.416	10.0	16	100	137151	10972
31.416	10.0	20	100	138643	13864

SHGH series

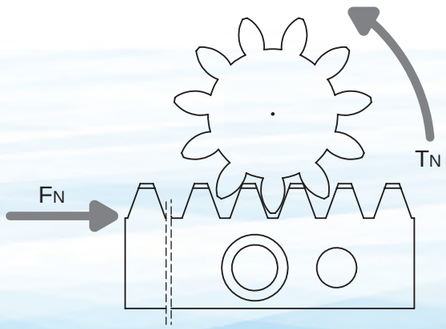

L2: Teech breadth
p(mm): pitch
z: Number of teech

PS	Module	z	L2	FN[N]	TN[Nm]
5.00	1.5	16	20.0	3178	41
5.00	1.5	20	20.0	4237	67
6.66	2.0	16	20.0	5417	92
6.66	2.0	20	20.0	6528	139
8.33	2.5	20	25.0	10363	275
10.00	3.0	16	30.0	13589	346
10.00	3.0	20	30.0	15180	483
13.33	4.0	20	40.0	28394	1205
16.66	5.0	20	50.0	44963	2385
20.00	6.0	20	60.0	64990	4137
26.66	8.0	20	80.0	114380	9709
33.33	10.0	20	100.0	175005	18569
33.33	10.0	15	100.0	160516	12773

Quality Q5

SSGH / RSGH Series – Din 5 Rack

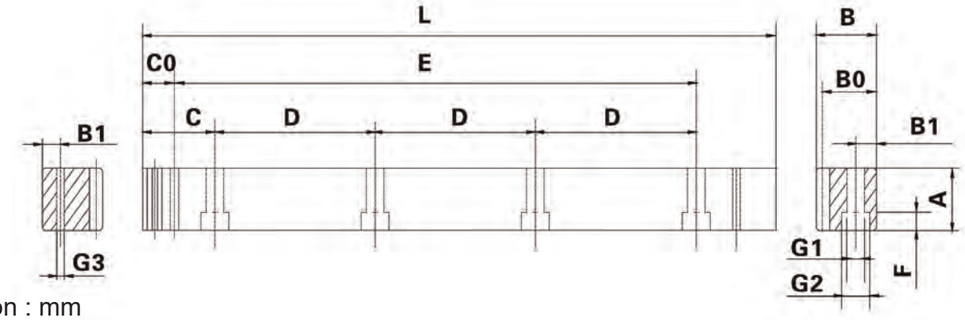

Dimension : mm

Order Code	Module	N° of Teech	L	A	B	B0	C	D	N° of Holes	B1	G1	G2	F	C0	E	G3
SSGH / RSGH 1.51005	1.5	106	499.51	17	17	15.5	62.44	124.88	4	8	6	9.5	7	29.0	441.50	5.7
SSGH / RSGH 1.51005	1.5	212	999.03	17	17	15.5	62.44	124.88	8	8	6	9.5	7	29.0	941.00	5.7
SSGH / RSGH 020505	2.0	80	502.64	24	24	22	62.83	125.66	4	8	7	11	7	31.3	440.10	5.7
SSGH / RSGH 021005	2.0	160	1005.28	24	24	22	62.83	125.66	8	8	7	11	7	31.3	942.70	5.7
SSGH / RSGH 021505	2.0	240	1507.97	24	24	22	62.83	125.66	12	8	7	11	7	31.3	942.70	5.7
SSGH / RSGH 022005	2.0	320	2010.62	24	24	22	62.83	125.66	16	8	7	11	7	31.3	1948.00	5.7
SSGH / RSGH 030505	3.0	54	508.95	29	29	26	63.62	127.23	4	9	10	15	9	34.4	440.10	7.7
SSGH / RSGH 031005	3.0	108	1017.90	29	29	26	63.62	127.23	8	9	10	15	9	34.4	949.10	7.7
SSGH / RSGH 031505	3.0	162	1526.82	29	29	26	63.62	127.23	12	9	10	15	9	34.4	949.10	7.7
SSGH / RSGH 032005	3.0	216	2035.75	29	29	26	63.62	127.23	16	9	10	15	9	34.4	1967.00	7.7
SSGH / RSGH 040505	4.0	40	502.64	39	39	35	62.83	125.66	4	12	10	15	9	37.5	427.70	7.7
SSGH / RSGH 041005	4.0	80	1005.28	39	39	35	62.83	125.66	8	12	10	15	9	37.5	930.30	7.7
SSGH / RSGH 041505	4.0	120	1507.90	39	39	35	62.83	125.66	12	12	10	15	9	37.5	1432.90	7.7
SSGH / RSGH 042005	4.0	160	2010.62	39	39	35	62.83	125.66	16	12	10	15	9	37.5	1935.60	7.7
SSGH / RSGH 050505	5.0	32	502.65	49	39	34	62.83	125.66	4	12	14	20	13	30.1	442.40	11.7
SSGH / RSGH 051005	5.0	64	1005.31	49	39	34	62.83	125.66	8	12	14	20	13	30.1	945.00	11.7
SSGH / RSGH 060505	6.0	27	508.95	59	49	43	63.62	127.23	4	16	18	26	17	31.4	446.10	15.7
SSGH / RSGH 061005	6.0	54	1017.90	59	49	43	63.62	127.23	8	16	18	26	17	31.4	955.00	15.7
SSGH / RSGH 080505	8.0	20	502.64	79	79	71	62.83	125.66	4	25	22	33	21	26.6	449.50	19.7
SSGH / RSGH 081005	8.0	40	1005.28	79	79	71	62.83	125.66	8	25	22	33	21	26.6	952.00	19.7

Quality	Din 5h22	Hardness	50°-55°HRC
Helical Angle	Straight	Teeth Treatment	Ground
Pressure Angle	20°	Sides Surfaces Treatment	Ground
Material	SSGH=C45E RSGH=42CrMn4	Heat Treatment	Induction-Hardened

Total Pitch Error :
Gtf / 1000 ≤ 0.026 mm

K.H MELUCCI TECHNOLOGIES

Quality Q6

SSGH / RSGH Series – Din 6 Rack

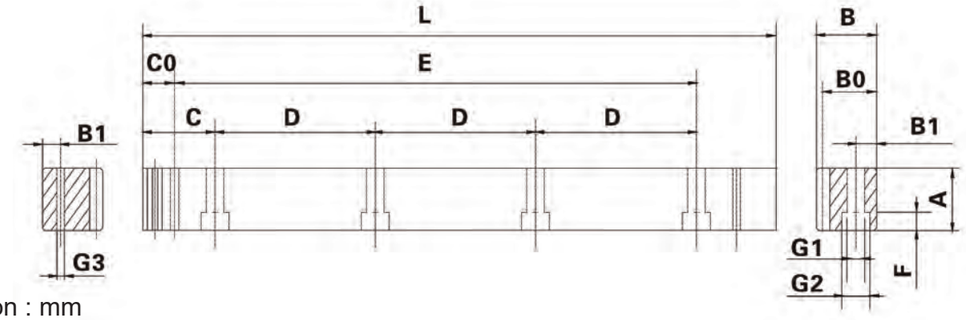

Dimension : mm

Order Code	Module	N° of Teech	L	A	B	B0	C	D	N° of Holes	B1	G1	G2	F	C0	E	G3
SSGH / RSGH 1.50506	1.5	106	499.51	17	17	15.5	62.44	124.88	4	8	6	9.5	7	29.0	441.50	5.7
SSGH / RSGH 1.51006	1.5	212	999.03	17	17	15.5	62.44	124.88	8	8	6	9.5	7	29.0	941.00	5.7
SSGH / RSGH 020506	2.0	80	502.64	24	24	22	62.83	125.66	4	8	7	11	7	31.3	440.10	5.7
SSGH / RSGH 021006	2.0	160	1005.28	24	24	22	62.83	125.66	8	8	7	11	7	31.3	942.70	5.7
SSGH / RSGH 021506	2.0	240	1507.97	24	24	22	62.83	125.66	12	8	7	11	7	31.3	942.70	5.7
SSGH / RSGH 022006	2.0	320	2010.62	24	24	22	62.83	125.66	16	8	7	11	7	31.3	1948.00	5.7
SSGH / RSGH 030506	3.0	54	508.95	29	29	26	63.62	127.23	4	9	10	15	9	34.4	440.10	7.7
SSGH / RSGH 031006	3.0	108	1017.90	29	29	26	63.62	127.23	8	9	10	15	9	34.4	949.10	7.7
SSGH / RSGH 031506	3.0	162	1526.82	29	29	26	63.62	127.23	12	9	10	15	9	34.4	949.10	7.7
SSGH / RSGH 032006	3.0	216	2035.75	29	29	26	63.62	127.23	16	9	10	15	9	34.4	1967.00	7.7
SSGH / RSGH 040506	4.0	40	502.64	39	39	35	62.83	125.66	4	12	10	15	9	37.5	427.70	7.7
SSGH / RSGH 041006	4.0	80	1005.28	39	39	35	62.83	125.66	8	12	10	15	9	37.5	930.30	7.7
SSGH / RSGH 041506	4.0	120	1507.90	39	39	35	62.83	125.66	12	12	10	15	9	37.5	1432.90	7.7
SSGH / RSGH 042006	4.0	160	2010.62	39	39	35	62.83	125.66	16	12	10	15	9	37.5	1935.60	7.7
SSGH / RSGH 050506	5.0	32	502.65	49	39	34	62.83	125.66	4	12	14	20	13	30.1	442.40	11.7
SSGH / RSGH 051006	5.0	64	1005.31	49	39	34	62.83	125.66	8	12	14	20	13	30.1	945.00	11.7
SSGH / RSGH 060506	6.0	27	508.95	59	49	43	63.62	127.23	4	16	18	26	17	31.4	446.10	15.7
SSGH / RSGH 061006	6.0	54	1017.90	59	49	43	63.62	127.23	8	16	18	26	17	31.4	955.00	15.7
SSGH / RSGH 080506	8.0	20	502.64	79	79	71	62.83	125.66	4	25	22	33	21	26.6	449.50	19.7
SSGH / RSGH 081006	8.0	40	1005.28	79	79	71	62.83	125.66	8	25	22	33	21	26.6	952.00	19.7

Quality	Din 6h25	Hardness	50°-55°HRC
Helical Angle	Straight	Teeth Treatment	Ground
Pressure Angle	20°	Sides Surfaces Treatment	Ground
Material	SSGH=C45E RSGH=42CrMn4	Heat Treatment	Induction-Hardened

Total Pitch Error :
Gtf / 1000 ≤ 0.036 mm
Gtf / 1500 ≤ 0.043 mm (≤ 0.029 / 1000mm)
Gtf / 2000 ≤ 0.047 mm (≤ 0.024 / 1000mm)

Quality Q7

SSFQ / RSFQ Series – Din 7 Rack

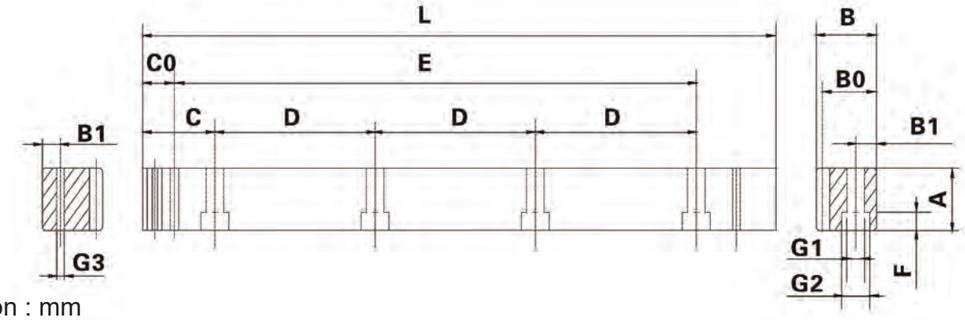

Dimension : mm

Order Code	Module	N° of Teech	L	A	B	B0	C	D	N° of Holes	B1	G1	G2	F	C0	E	G3
SSFQ / RSFQ 1.50507	1.5	106	499.51	17	17	15.5	62.44	124.88	4	8	6	9.5	7	29.0	441.50	5.7
SSFQ / RSFQ 1.51007	1.5	212	999.03	17	17	15.5	62.44	124.88	8	8	6	9.5	7	29.0	941.00	5.7
SSFQ / RSFQ 020507	2.0	80	502.64	25	24	22	62.83	125.66	4	8	7	11	7	31.3	440.10	5.7
SSFQ / RSFQ 021007	2.0	160	1005.28	25	24	22	62.83	125.66	8	8	7	11	7	31.3	942.70	5.7
SSFQ / RSFQ 021507	2.0	240	1507.97	25	24	22	62.83	125.66	12	8	7	11	7	31.3	942.70	5.7
SSFQ / RSFQ 022007	2.0	320	2010.62	25	24	22	62.83	125.66	16	8	7	11	7	31.3	1948.00	5.7
SSFQ / RSFQ 030507	3.0	54	508.95	30	29	26	63.62	127.23	4	9	10	15	9	34.4	440.10	7.7
SSFQ / RSFQ 031007	3.0	108	1017.90	30	29	26	63.62	127.23	8	9	10	15	9	34.4	949.10	7.7
SSFQ / RSFQ 031507	3.0	162	1526.82	30	29	26	63.62	127.23	12	9	10	15	9	34.4	949.10	7.7
SSFQ / RSFQ 032006	3.0	216	2035.75	30	29	26	63.62	127.23	16	9	10	15	9	34.4	1967.00	7.7
SSFQ / RSFQ 040506	4.0	40	502.64	40	39	35	62.83	125.66	4	12	10	15	9	37.5	427.70	7.7
SSFQ / RSFQ 041006	4.0	80	1005.28	40	39	35	62.83	125.66	8	12	10	15	9	37.5	930.30	7.7
SSFQ / RSFQ 041506	4.0	120	1507.90	40	39	35	62.83	125.66	12	12	10	15	9	37.5	1432.90	7.7
SSFQ / RSFQ 042006	4.0	160	2010.62	40	39	35	62.83	125.66	16	12	10	15	9	37.5	1935.60	7.7
SSFQ / RSFQ 050506	5.0	32	502.65	50	39	34	62.83	125.66	4	12	14	20	13	30.1	442.40	11.7
SSFQ / RSFQ 051006	5.0	64	1005.31	50	39	34	62.83	125.66	8	12	14	20	13	30.1	945.00	11.7
SSFQ / RSFQ 060506	6.0	27	508.95	59	49	43	63.62	127.23	4	16	18	26	17	31.4	446.10	15.7
SSFQ / RSFQ 061006	6.0	54	1017.90	59	49	43	63.62	127.23	8	16	18	26	17	31.4	955.00	15.7
SSFQ / RSFQ 080506	8.0	20	502.64	79	79	71	62.83	125.66	4	25	22	33	21	26.6	449.50	19.7
SSFQ / RSFQ 081006	8.0	40	1005.28	79	79	71	62.83	125.66	8	25	22	33	21	26.6	952.00	19.7

Quality	Din 7e25	Hardness	15°-20°HRC
Helical Angle	Straight	Teeth Treatment	Ground
Pressure Angle	20°	Sides Surfaces Treatment	Milled
Material	SSFQ=C45E RSFQ=42CrMn4	Heat Treatment	Quenched

Total Pitch Error :
Gtf / 1000 ≤ 0.052 mm

Quality Q8

SSFQ / RSFQ Series – Din 8 Rack

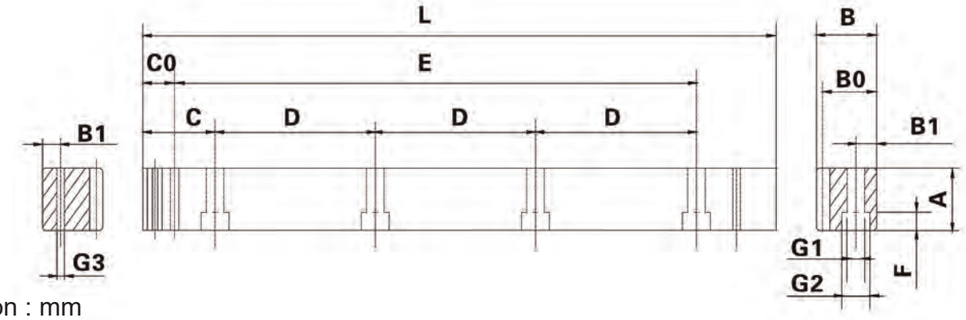

Dimension : mm

Order Code	Module	N° of Teech	L	A	B	B0	C	D	N° of Holes	B1	G1	G2	F	C0	E	G3
SSFQ / RSFQ 1.50508	1.5	106	499.51	17	17	15.5	62.44	124.88	4	8	6	9.5	7	29.0	441.50	5.7
SSFQ / RSFQ 1.51008	1.5	212	999.03	17	17	15.5	62.44	124.88	8	8	6	9.5	7	29.0	941.00	5.7
SSFQ / RSFQ 020508	2.0	80	502.64	25	24	22	62.83	125.66	4	8	7	11	7	31.3	440.10	5.7
SSFQ / RSFQ 021008	2.0	160	1005.28	25	24	22	62.83	125.66	8	8	7	11	7	31.3	942.70	5.7
SSFQ / RSFQ 021508	2.0	240	1507.97	25	24	22	62.83	125.66	12	8	7	11	7	31.3	942.70	5.7
SSFQ / RSFQ 022008	2.0	320	2010.62	25	24	22	62.83	125.66	16	8	7	11	7	31.3	1948.00	5.7
SSFQ / RSFQ 030508	3.0	54	508.95	30	29	26	63.62	127.23	4	9	10	15	9	34.4	440.10	7.7
SSFQ / RSFQ 031008	3.0	108	1017.90	30	29	26	63.62	127.23	8	9	10	15	9	34.4	949.10	7.7
SSFQ / RSFQ 031508	3.0	162	1526.82	30	29	26	63.62	127.23	12	9	10	15	9	34.4	949.10	7.7
SSFQ / RSFQ 032008	3.0	216	2035.75	30	29	26	63.62	127.23	16	9	10	15	9	34.4	1967.00	7.7
SSFQ / RSFQ 040508	4.0	40	502.64	40	39	35	62.83	125.66	4	12	10	15	9	37.5	427.70	7.7
SSFQ / RSFQ 041008	4.0	80	1005.28	40	39	35	62.83	125.66	8	12	10	15	9	37.5	930.30	7.7
SSFQ / RSFQ 041508	4.0	120	1507.90	40	39	35	62.83	125.66	12	12	10	15	9	37.5	1432.90	7.7
SSFQ / RSFQ 042008	4.0	160	2010.62	40	39	35	62.83	125.66	16	12	10	15	9	37.5	1935.60	7.7
SSFQ / RSFQ 050508	5.0	32	502.65	50	39	34	62.83	125.66	4	12	14	20	13	30.1	442.40	11.7
SSFQ / RSFQ 051008	5.0	64	1005.31	50	39	34	62.83	125.66	8	12	14	20	13	30.1	945.00	11.7
SSFQ / RSFQ 060508	6.0	27	508.95	59	49	43	63.62	127.23	4	16	18	26	17	31.4	446.10	15.7
SSFQ / RSFQ 061008	6.0	54	1017.90	59	49	43	63.62	127.23	8	16	18	26	17	31.4	955.00	15.7
SSFQ / RSFQ 080508	8.0	20	502.64	79	79	71	62.83	125.66	4	25	22	33	21	26.6	449.50	19.7
SSFQ / RSFQ 081008	8.0	40	1005.28	79	79	71	62.83	125.66	8	25	22	33	21	26.6	952.00	19.7

Quality	Din 8e27	Hardness	15°-20°HRC
Helical Angle	Straight	Teeth Treatment	Milled
Pressure Angle	20°	Sides Surfaces Treatment	Milled
Material	SSFQ=C45E RSFQ=42CrMn4	Heat Treatment	Quenched

Total Pitch Error :
Gtf / 1000 ≤ 0.100 mm
Gtf / 2000 ≤ 0.200 mm

Quality Q9

SSF Series – Din 9 Rack

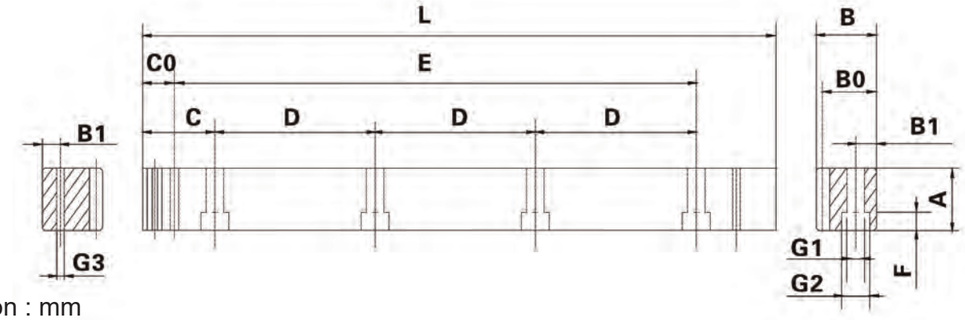

Dimension : mm

Order Code	Module	N° of Teech	L	A	B	B0	C	D	N° of Holes	B1	G1	G2	F	C0	E	G3
SSF 1.50509	1.5	106	499.51	17	17	15.5	62.44	124.88	4	8	6	9.5	7	29.0	441.50	5.7
SSF 1.51009	1.5	212	999.03	17	17	15.5	62.44	124.88	8	8	6	9.5	7	29.0	941.00	5.7
SSF 020509	2.0	80	502.64	24	24	22	62.83	125.66	4	8	7	11	7	31.3	440.10	5.7
SSF 021009	2.0	160	1005.28	24	24	22	62.83	125.66	8	8	7	11	7	31.3	942.70	5.7
SSF 021509	2.0	240	1507.97	24	24	22	62.83	125.66	12	8	7	11	7	31.3	942.70	5.7
SSF 022009	2.0	320	2010.62	24	24	22	62.83	125.66	16	8	7	11	7	31.3	1948.00	5.7
SSF 030509	3.0	54	508.95	29	29	26	63.62	127.23	4	9	10	15	9	34.4	440.10	7.7
SSF 031009	3.0	108	1017.90	29	29	26	63.62	127.23	8	9	10	15	9	34.4	949.10	7.7
SSF 031509	3.0	162	1526.82	29	29	26	63.62	127.23	12	9	10	15	9	34.4	949.10	7.7
SSF 032009	3.0	216	2035.75	29	29	26	63.62	127.23	16	9	10	15	9	34.4	1967.00	7.7
SSF 040509	4.0	40	502.64	39	39	35	62.83	125.66	4	12	10	15	9	37.5	427.70	7.7
SSF 041009	4.0	80	1005.28	39	39	35	62.83	125.66	8	12	10	15	9	37.5	930.30	7.7
SSF 041509	4.0	120	1507.90	39	39	35	62.83	125.66	12	12	10	15	9	37.5	1432.90	7.7
SSF 042009	4.0	160	2010.62	39	39	35	62.83	125.66	16	12	10	15	9	37.5	1935.60	7.7
SSF 050509	5.0	32	502.65	49	39	34	62.83	125.66	4	12	14	20	13	30.1	442.40	11.7
SSF 051009	5.0	64	1005.31	49	39	34	62.83	125.66	8	12	14	20	13	30.1	945.00	11.7
SSF 060509	6.0	27	508.95	59	49	43	63.62	127.23	4	16	18	26	17	31.4	446.10	15.7
SSF 061009	6.0	54	1017.90	59	49	43	63.62	127.23	8	16	18	26	17	31.4	955.00	15.7
SSF 080509	8.0	20	502.64	79	79	71	62.83	125.66	4	25	22	33	21	26.6	449.50	19.7
SSF 081009	8.0	40	1005.28	79	79	71	62.83	125.66	8	25	22	33	21	26.6	952.00	19.7

Quality	Din 9e27	Hardness	Less than 15°HRC
Helical Angle	Straight	Teeth Treatment	Milled
Pressure Angle	20°	Sides Surfaces Treatment	Milled
Material	SSF=C45E	Heat Treatment	None

Total Pitch Error :
Gtf / 1000 ≤ 0.150 mm

Quality Q10

SSFH / RSFH Series – Din 10 Rack

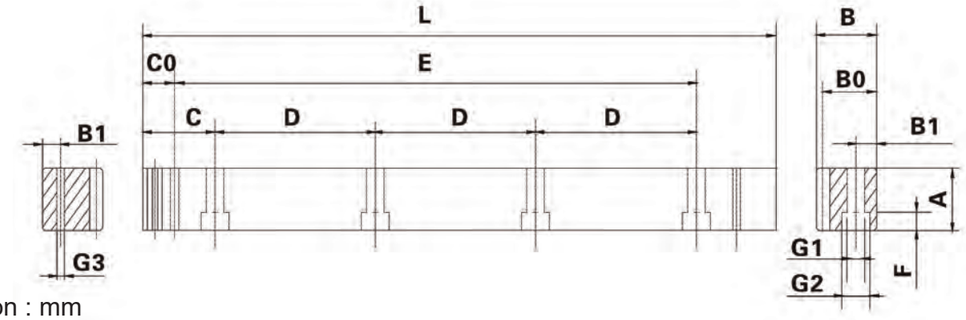

Dimension : mm

Order Code	Module	N° of Teech	L	A	B	B0	C	D	N° of Holes	B1	G1	G2	F	C0	E	G3
SSFH / RSFH 1.50510	1.5	106	499.51	17	17	15.5	62.44	124.88	4	8	6	9.5	7	29.0	441.50	5.7
SSFH / RSFH 1.51010	1.5	212	999.03	17	17	15.5	62.44	124.88	8	8	6	9.5	7	29.0	941.00	5.7
SSFH / RSFH 020510	2.0	80	502.64	24	24	22	62.83	125.66	4	8	7	11	7	31.3	440.10	5.7
SSFH / RSFH 021010	2.0	160	1005.28	24	24	22	62.83	125.66	8	8	7	11	7	31.3	942.70	5.7
SSFH / RSFH 021510	2.0	240	1507.97	24	24	22	62.83	125.66	12	8	7	11	7	31.3	942.70	5.7
SSFH / RSFH 022010	2.0	320	2010.62	24	24	22	62.83	125.66	16	8	7	11	7	31.3	1948.00	5.7
SSFH / RSFH 030510	3.0	54	508.95	29	29	26	63.62	127.23	4	9	10	15	9	34.4	440.10	7.7
SSFH / RSFH 031010	3.0	108	1017.90	29	29	26	63.62	127.23	8	9	10	15	9	34.4	949.10	7.7
SSFH / RSFH 031510	3.0	162	1526.82	29	29	26	63.62	127.23	12	9	10	15	9	34.4	949.10	7.7
SSFH / RSFH 032010	3.0	216	2035.75	29	29	26	63.62	127.23	16	9	10	15	9	34.4	1967.00	7.7
SSFH / RSFH 040510	4.0	40	502.64	39	39	35	62.83	125.66	4	12	10	15	9	37.5	427.70	7.7
SSFH / RSFH 041010	4.0	80	1005.28	39	39	35	62.83	125.66	8	12	10	15	9	37.5	930.30	7.7
SSFH / RSFH 041510	4.0	120	1507.90	39	39	35	62.83	125.66	12	12	10	15	9	37.5	1432.90	7.7
SSFH / RSFH 042010	4.0	160	2010.62	39	39	35	62.83	125.66	16	12	10	15	9	37.5	1935.60	7.7
SSFH / RSFH 050510	5.0	32	502.65	49	39	34	62.83	125.66	4	12	14	20	13	30.1	442.40	11.7
SSFH / RSFH 051010	5.0	64	1005.31	49	39	34	62.83	125.66	8	12	14	20	13	30.1	945.00	11.7
SSFH / RSFH 060509	6.0	27	508.95	59	49	43	63.62	127.23	4	16	18	26	17	31.4	446.10	15.7
SSFH / RSFH 061009	6.0	54	1017.90	59	49	43	63.62	127.23	8	16	18	26	17	31.4	955.00	15.7
SSFH / RSFH 080509	8.0	20	502.64	79	79	71	62.83	125.66	4	25	22	33	21	26.6	449.50	19.7
SSFH / RSFH 081009	8.0	40	1005.28	79	79	71	62.83	125.66	8	25	22	33	21	26.6	952.00	19.7

Quality	Din 10e27	Hardness	15°-55°HRC
Helical Angle	Straight	Teeth Treatment	Milled
Pressure Angle	20°	Sides Surfaces Treatment	Milled
Material	SSFH=C45E RSFH=42CrMn4	Heat Treatment	Induction Hardened

Total Pitch Error :
Gtf / 1000 ≤ 0.200 mm

Quality Q5

SHGH / RHGH Series – Din 5 Rack

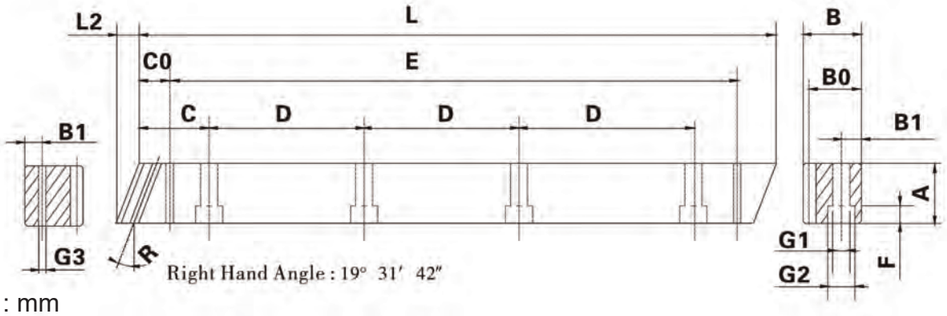

Dimension : mm

Order Code	Module	N° of Teech	L	L2	A	B	B0	C	D	N° of Holes	B1	G1	G2	F	C0	E	G3
SHGH / RHGH 1.50505	1.5	100	500.00	6.00	17	17	15.5	62.50	125	4	8	6	9.5	7	31.7	436.60	5.7
SHGH / RHGH 1.51005	1.5	200	1000.00	6.00	17	17	15.5	62.50	125	8	8	6	9.5	7	31.7	936.60	5.7
SHGH / RHGH 020505	2.0	75	500.00	8.50	24	24	22	62.50	125	4	8	7	11	7	31.7	436.60	5.7
SHGH / RHGH 021005	2.0	150	1000.00	8.50	24	24	22	62.50	125	8	8	7	11	7	31.7	936.60	5.7
SHGH / RHGH 021505	2.0	225	1500.00	8.50	24	24	22	62.50	125	12	8	7	11	7	31.7	1436.60	5.7
SHGH / RHGH 022005	2.0	300	2000.00	8.50	24	24	22	62.50	125	16	8	7	11	7	31.7	1936.60	5.7
SHGH / RHGH 030505	3.0	50	500.00	10.30	29	29	26	62.50	125	4	9	10	15	9	35.0	430.00	7.7
SHGH / RHGH 031005	3.0	100	1000.00	10.30	29	29	26	62.50	125	8	9	10	15	9	35.0	930.00	7.7
SHGH / RHGH 031505	3.0	150	1500.00	10.30	29	29	26	62.50	125	12	9	10	15	9	35.0	1430.00	7.7
SHGH / RHGH 032005	3.0	200	2000.00	10.30	29	29	26	62.50	125	16	9	10	15	9	35.0	1930.00	7.7
SHGH / RHGH 040505	4.0	38	506.67	13.80	39	39	35	62.50	125	4	12	10	15	9	33.3	433.00	7.7
SHGH / RHGH 041005	4.0	75	1000.00	13.80	39	39	35	62.50	125	8	12	10	15	9	33.3	933.40	7.7
SHGH / RHGH 041505	4.0	113	1506.67	13.80	39	39	35	62.50	125	12	12	10	15	9	33.3	1440.10	7.7
SHGH / RHGH 042005	4.0	150	2000.00	13.80	39	39	35	62.50	125	16	12	10	15	9	33.3	1933.40	7.7
SHGH / RHGH 050505	5.0	30	500.00	17.40	49	39	34	62.50	125	4	12	14	20	13	37.5	425.00	11.7
SHGH / RHGH 051005	5.0	60	1000.00	17.40	49	39	34	62.50	125	8	12	14	20	13	37.5	925.00	11.7
SHGH / RHGH 060505	6.0	25	500.00	20.90	59	49	43	62.50	125	4	16	18	26	17	37.5	425.00	15.7
SHGH / RHGH 061005	6.0	50	1000.00	20.90	59	49	43	62.50	125	8	16	18	26	17	37.5	925.00	15.7
SHGH / RHGH 080505	8.0	18	480.00	28.00	79	79	71	60.00	120	4	25	22	33	21	120.0	240.00	17.7
SHGH / RHGH 081005	8.0	36	960.00	28.00	79	79	71	60.00	120	8	25	22	33	21	120.0	720.00	17.7

Quality	Din 5h22	Hardness	50°-55°HRC
Helical Angle	RH 19° 31' 42"	Teeth Treatment	Ground
Pressure Angle	20°	Sides Surfaces Treatment	Ground
Material	SHGH=C45E RHGH=42CrMn4	Heat Treatment	Induction-Hardened

Total Pitch Error :
Gtf / 1000 ≤ 0.026 mm

Quality Q6

SHGH / RHGH Series – Din 6 Rack

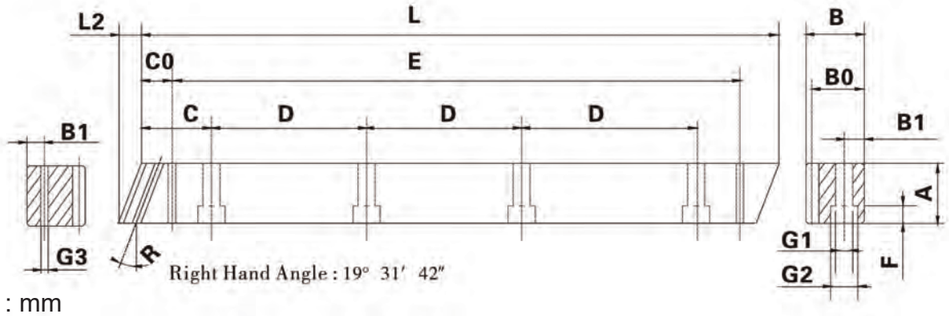

Dimension : mm

Order Code	Module	N° of Teech	L	L2	A	B	B0	C	D	N° of Holes	B1	G1	G2	F	C0	E	G3
SHGH / RHGH 1.50506	1.5	100	500.00	6.00	17	17	15.5	62.50	125	4	8	6	9.5	7	31.7	436.60	5.7
SHGH / RHGH 1.51006	1.5	200	1000.00	6.00	17	17	15.5	62.50	125	8	8	6	9.5	7	31.7	936.60	5.7
SHGH / RHGH 020506	2.0	75	500.00	8.50	24	24	22	62.50	125	4	8	7	11	7	31.7	436.60	5.7
SHGH / RHGH 021006	2.0	150	1000.00	8.50	24	24	22	62.50	125	8	8	7	11	7	31.7	936.60	5.7
SHGH / RHGH 021506	2.0	225	1500.00	8.50	24	24	22	62.50	125	12	8	7	11	7	31.7	1436.60	5.7
SHGH / RHGH 022006	2.0	300	2000.00	8.50	24	24	22	62.50	125	16	8	7	11	7	31.7	1936.60	5.7
SHGH / RHGH 030506	3.0	50	500.00	10.30	29	29	26	62.50	125	4	9	10	15	9	35.0	430.00	7.7
SHGH / RHGH 031006	3.0	100	1000.00	10.30	29	29	26	62.50	125	8	9	10	15	9	35.0	930.00	7.7
SHGH / RHGH 031506	3.0	150	1500.00	10.30	29	29	26	62.50	125	12	9	10	15	9	35.0	1430.00	7.7
SHGH / RHGH 032006	3.0	200	2000.00	10.30	29	29	26	62.50	125	16	9	10	15	9	35.0	1930.00	7.7
SHGH / RHGH 040506	4.0	38	506.67	13.80	39	39	35	62.50	125	4	12	10	15	9	33.3	433.00	7.7
SHGH / RHGH 041006	4.0	75	1000.00	13.80	39	39	35	62.50	125	8	12	10	15	9	33.3	933.40	7.7
SHGH / RHGH 041506	4.0	113	1506.67	13.80	39	39	35	62.50	125	12	12	10	15	9	33.3	1440.10	7.7
SHGH / RHGH 042006	4.0	150	2000.00	13.80	39	39	35	62.50	125	16	12	10	15	9	33.3	1933.40	7.7
SHGH / RHGH 050506	5.0	30	500.00	17.40	49	39	34	62.50	125	4	12	14	20	13	37.5	425.00	11.7
SHGH / RHGH 051006	5.0	60	1000.00	17.40	49	39	34	62.50	125	8	12	14	20	13	37.5	925.00	11.7
SHGH / RHGH 060506	6.0	25	500.00	20.90	59	49	43	62.50	125	4	16	18	26	17	37.5	425.00	15.7
SHGH / RHGH 061006	6.0	50	1000.00	20.90	59	49	43	62.50	125	8	16	18	26	17	37.5	925.00	15.7
SHGH / RHGH 080506	8.0	18	480.00	28.00	79	79	71	60.00	120	4	25	22	33	21	120.0	240.00	17.7
SHGH / RHGH 081006	8.0	36	960.00	28.00	79	79	71	60.00	120	8	25	22	33	21	120.0	720.00	17.7

Quality	Din 6h25	Hardness	50°-55°HRC
Helical Angle	RH 19° 31' 42"	Teeth Treatment	Ground
Pressure Angle	20°	Sides Surfaces Treatment	Ground
Material	SHGH=C45E RHGH=42CrMn4	Heat Treatment	Induction-Hardened

Total Pitch Error :
Gtf / 1000 ≤ 0.036 mm
Gtf / 1500 ≤ 0.043 mm (≤ 0.029 / 1000mm)
Gtf / 2000 ≤ 0.047 mm (≤ 0.024 / 1000mm)

Quality Q7

SHFQ / RHFQ Series – Din 7 Rack

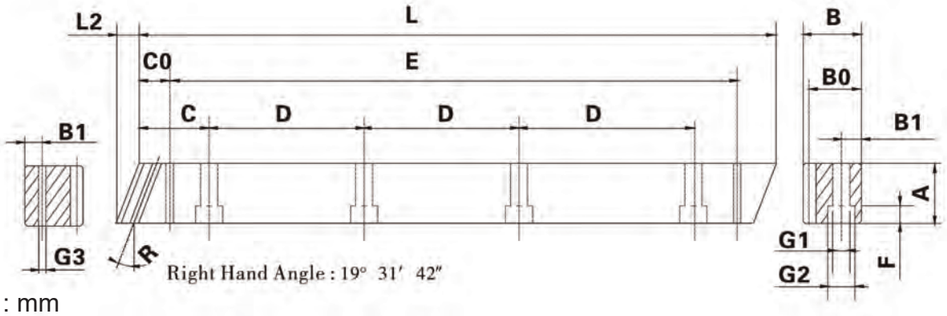

Dimension : mm

Order Code	Module	N° of Teech	L	L2	A	B	B0	C	D	N° of Holes	B1	G1	G2	F	C0	E	G3
SHFQ / RHFQ 1.50507	1.5	100	500.00	6.00	17	17	15.5	62.50	125	4	8	6	9.5	7	31.7	436.60	5.7
SHFQ / RHFQ 1.51007	1.5	200	1000.00	6.00	17	17	15.5	62.50	125	8	8	6	9.5	7	31.7	936.60	5.7
SHFQ / RHFQ 020507	2.0	75	500.00	8.90	24	24	22	62.50	125	4	8	7	11	7	31.7	436.60	5.7
SHFQ / RHFQ 021007	2.0	150	1000.00	8.90	24	24	22	62.50	125	8	8	7	11	7	31.7	936.60	5.7
SHFQ / RHFQ 021507	2.0	225	1500.00	8.90	24	24	22	62.50	125	12	8	7	11	7	31.7	1436.60	5.7
SHFQ / RHFQ 022007	2.0	300	2000.00	8.90	24	24	22	62.50	125	16	8	7	11	7	31.7	1936.60	5.7
SHFQ / RHFQ 030507	3.0	50	500.00	10.60	30	29	26	62.50	125	4	9	10	15	9	35.0	430.00	7.7
SHFQ / RHFQ 031007	3.0	100	1000.00	10.60	30	29	26	62.50	125	8	9	10	15	9	35.0	930.00	7.7
SHFQ / RHFQ 031507	3.0	150	1500.00	10.60	30	29	26	62.50	125	12	9	10	15	9	35.0	1430.00	7.7
SHFQ / RHFQ 032006	3.0	200	2000.00	10.60	30	29	26	62.50	125	16	9	10	15	9	35.0	1930.00	7.7
SHFQ / RHFQ 040506	4.0	38	506.67	14.20	40	39	35	62.50	125	4	12	10	15	9	33.3	433.00	7.7
SHFQ / RHFQ 041006	4.0	75	1000.00	14.20	40	39	35	62.50	125	8	12	10	15	9	33.3	933.40	7.7
SHFQ / RHFQ 041506	4.0	113	1506.67	14.20	40	39	35	62.50	125	12	12	10	15	9	33.3	1440.10	7.7
SHFQ / RHFQ 042006	4.0	150	2000.00	14.20	40	39	35	62.50	125	16	12	10	15	9	33.3	1933.40	7.7
SHFQ / RHFQ 050506	5.0	30	500.00	17.70	50	39	34	62.50	125	4	12	14	20	13	37.5	425.00	11.7
SHFQ / RHFQ 051006	5.0	60	1000.00	17.70	50	39	34	62.50	125	8	12	14	20	13	37.5	925.00	11.7
SHFQ / RHFQ 060506	6.0	25	500.00	20.90	59	49	43	62.50	125	4	16	18	26	17	37.5	425.00	15.7
SHFQ / RHFQ 061006	6.0	50	1000.00	20.90	59	49	43	62.50	125	8	16	18	26	17	37.5	925.00	15.7
SHFQ / RHFQ 080506	8.0	18	480.00	28.00	79	79	71	60.00	120	4	25	22	33	21	120.0	240.00	17.7
SHFQ / RHFQ 081006	8.0	36	960.00	28.00	79	79	71	60.00	120	8	25	22	33	21	120.0	720.00	17.7

Quality	Din 7e25	Hardness	Less than 15°HRC
Helical Angle	RH 19° 31' 42"	Teeth Treatment	Ground
Pressure Angle	20°	Sides Surfaces Treatment	Milled
Material	SHFQ=C45E RHFQ=42CrMn4	Heat Treatment	Quenched

Total Pitch Error :
Gtf / 1000 ≤ 0.052 mm

Quality Q8

SHFQ / RHFQ Series – Din 8 Rack

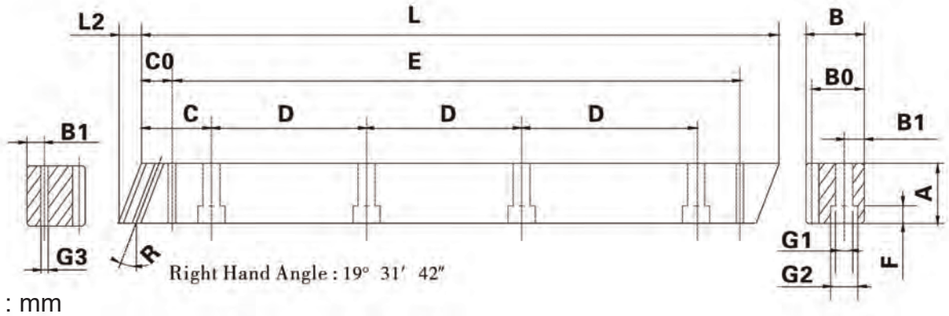

Dimension : mm

Order Code	Module	N° of Teech	L	L2	A	B	B0	C	D	N° of Holes	B1	G1	G2	F	C0	E	G3
SHFQ / RHFQ 1.50508	1.5	100	500.00	6.00	17	17	15.5	62.50	125	4	8	6	9.5	7	31.7	436.60	5.7
SHFQ / RHFQ 1.51008	1.5	200	1000.00	6.00	17	17	15.5	62.50	125	8	8	6	9.5	7	31.7	936.60	5.7
SHFQ / RHFQ 020508	2.0	75	500.00	8.90	24	24	22	62.50	125	4	8	7	11	7	31.7	436.60	5.7
SHFQ / RHFQ 021008	2.0	150	1000.00	8.90	24	24	22	62.50	125	8	8	7	11	7	31.7	936.60	5.7
SHFQ / RHFQ 021508	2.0	225	1500.00	8.90	24	24	22	62.50	125	12	8	7	11	7	31.7	1436.60	5.7
SHFQ / RHFQ 022008	2.0	300	2000.00	8.90	24	24	22	62.50	125	16	8	7	11	7	31.7	1936.60	5.7
SHFQ / RHFQ 030508	3.0	50	500.00	10.60	30	29	26	62.50	125	4	9	10	15	9	35.0	430.00	7.7
SHFQ / RHFQ 031008	3.0	100	1000.00	10.60	30	29	26	62.50	125	8	9	10	15	9	35.0	930.00	7.7
SHFQ / RHFQ 031508	3.0	150	1500.00	10.60	30	29	26	62.50	125	12	9	10	15	9	35.0	1430.00	7.7
SHFQ / RHFQ 032008	3.0	200	2000.00	10.60	30	29	26	62.50	125	16	9	10	15	9	35.0	1930.00	7.7
SHFQ / RHFQ 040508	4.0	38	506.67	14.20	40	39	35	62.50	125	4	12	10	15	9	33.3	433.00	7.7
SHFQ / RHFQ 041008	4.0	75	1000.00	14.20	40	39	35	62.50	125	8	12	10	15	9	33.3	933.40	7.7
SHFQ / RHFQ 041508	4.0	113	1506.67	14.20	40	39	35	62.50	125	12	12	10	15	9	33.3	1440.10	7.7
SHFQ / RHFQ 042008	4.0	150	2000.00	14.20	40	39	35	62.50	125	16	12	10	15	9	33.3	1933.40	7.7
SHFQ / RHFQ 050508	5.0	30	500.00	17.70	50	39	34	62.50	125	4	12	14	20	13	37.5	425.00	11.7
SHFQ / RHFQ 051008	5.0	60	1000.00	17.70	50	39	34	62.50	125	8	12	14	20	13	37.5	925.00	11.7
SHFQ / RHFQ 060508	6.0	25	500.00	20.90	59	49	43	62.50	125	4	16	18	26	17	37.5	425.00	15.7
SHFQ / RHFQ 061008	6.0	50	1000.00	20.90	59	49	43	62.50	125	8	16	18	26	17	37.5	925.00	15.7
SHFQ / RHFQ 080508	8.0	18	480.00	28.00	79	79	71	60.00	120	4	25	22	33	21	120.0	240.00	17.7
SHFQ / RHFQ 081008	8.0	36	960.00	28.00	79	79	71	60.00	120	8	25	22	33	21	120.0	720.00	17.7

Quality	Din 8e27	Hardness	15°-20°HRC
Helical Angle	RH 19° 31' 42"	Teeth Treatment	Milled
Pressure Angle	20°	Sides Surfaces Treatment	Milled
Material	SHFQ=C45E RHFQ=42CrMn4	Heat Treatment	Quenched

Total Pitch Error :
Gtf / 1000 ≤ 0.100 mm
Gtf / 2000 ≤ 0.200 mm

Quality Q9

SHF Series – Din 9 Rack

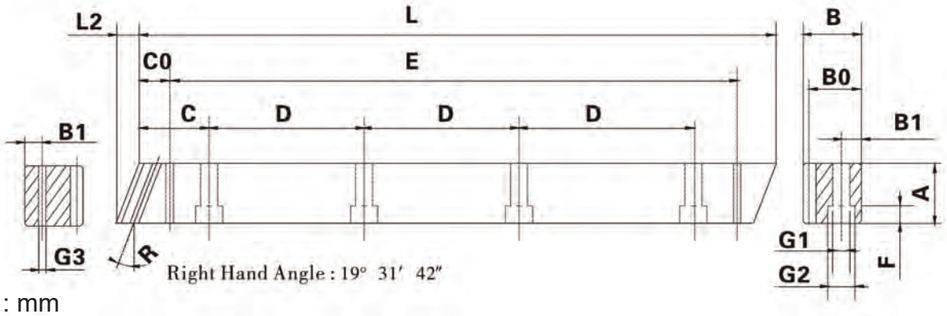

Dimension : mm

Order Code	Module	N° of Teech	L	L2	A	B	B0	C	D	N° of Holes	B1	G1	G2	F	C0	E	G3
SHF 1.50509	1.5	100	500.00	6.00	17	17	15.5	62.50	125	4	8	6	9.5	7	31.7	436.60	5.7
SHF 1.51009	1.5	200	1000.00	6.00	17	17	15.5	62.50	125	8	8	6	9.5	7	31.7	936.60	5.7
SHF 020509	2.0	75	500.00	8.50	24	24	22	62.50	125	4	8	7	11	7	31.7	436.60	5.7
SHF 021009	2.0	150	1000.00	8.50	24	24	22	62.50	125	8	8	7	11	7	31.7	936.60	5.7
SHF 021509	2.0	225	1500.00	8.50	24	24	22	62.50	125	12	8	7	11	7	31.7	1436.60	5.7
SHF 022009	2.0	300	2000.00	8.50	24	24	22	62.50	125	16	8	7	11	7	31.7	1936.60	5.7
SHF 030509	3.0	50	500.00	10.30	29	29	26	62.50	125	4	9	10	15	9	35.0	430.00	7.7
SHF 031009	3.0	100	1000.00	10.30	29	29	26	62.50	125	8	9	10	15	9	35.0	930.00	7.7
SHF 031509	3.0	150	1500.00	10.30	29	29	26	62.50	125	12	9	10	15	9	35.0	1430.00	7.7
SHF 032009	3.0	200	2000.00	10.30	29	29	26	62.50	125	16	9	10	15	9	35.0	1930.00	7.7
SHF 040509	4.0	38	506.67	13.80	39	39	35	62.50	125	4	12	10	15	9	33.3	433.00	7.7
SHF 041009	4.0	75	1000.00	13.80	39	39	35	62.50	125	8	12	10	15	9	33.3	933.40	7.7
SHF 041509	4.0	113	1506.67	13.80	39	39	35	62.50	125	12	12	10	15	9	33.3	1440.10	7.7
SHF 042009	4.0	150	2000.00	13.80	39	39	35	62.50	125	16	12	10	15	9	33.3	1933.40	7.7
SHF 050509	5.0	30	500.00	17.40	49	39	34	62.50	125	4	12	14	20	13	37.5	425.00	11.7
SHF 051009	5.0	60	1000.00	17.40	49	39	34	62.50	125	8	12	14	20	13	37.5	925.00	11.7
SHF 060509	6.0	25	500.00	20.90	59	49	43	62.50	125	4	16	18	26	17	37.5	425.00	15.7
SHF 061009	6.0	50	1000.00	20.90	59	49	43	62.50	125	8	16	18	26	17	37.5	925.00	15.7
SHF 080509	8.0	18	480.00	28.00	79	79	71	60.00	120	4	25	22	33	21	120.0	240.00	17.7
SHF 081009	8.0	36	960.00	28.00	79	79	71	60.00	120	8	25	22	33	21	120.0	720.00	17.7

Quality	Din 9e27	Hardness	Less than 15°HRC
Helical Angle	RH 19° 31' 42"	Teeth Treatment	Milled
Pressure Angle	20°	Sides Surfaces Treatment	Milled
Material	SHF=C45E	Heat Treatment	None

Total Pitch Error :
Gtf / 1000 ≤ 0.150 mm

Quality Q10

SHFH / RHFH Series – Din 10 Rack

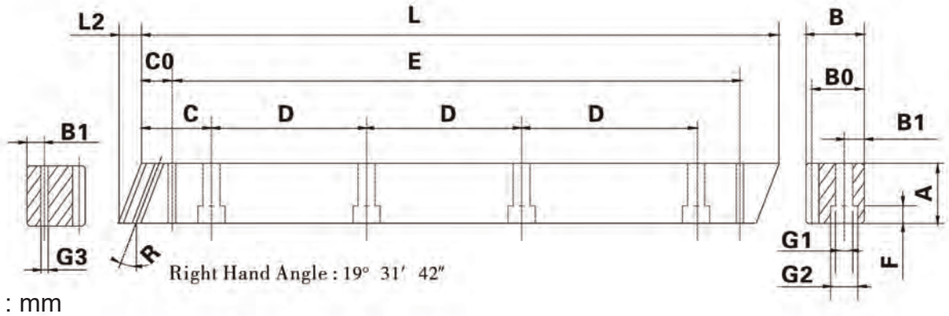

Dimension : mm

Order Code	Module	N° of Teech	L	L2	A	B	B0	C	D	N° of Holes	B1	G1	G2	F	C0	E	G3
SHFH / RHFH 1.50510	1.5	100	500.00	6.00	17	17	15.5	62.50	125	4	8	6	9.5	7	31.7	436.60	5.7
SHFH / RHFH 1.51010	1.5	200	1000.00	6.00	17	17	15.5	62.50	125	8	8	6	9.5	7	31.7	936.60	5.7
SHFH / RHFH 020510	2.0	75	500.00	8.50	24	24	22	62.50	125	4	8	7	11	7	31.7	436.60	5.7
SHFH / RHFH 021010	2.0	150	1000.00	8.50	24	24	22	62.50	125	8	8	7	11	7	31.7	936.60	5.7
SHFH / RHFH 021510	2.0	225	1500.00	8.50	24	24	22	62.50	125	12	8	7	11	7	31.7	1436.60	5.7
SHFH / RHFH 022010	2.0	300	2000.00	8.50	24	24	22	62.50	125	16	8	7	11	7	31.7	1936.60	5.7
SHFH / RHFH 030510	3.0	50	500.00	10.30	29	29	26	62.50	125	4	9	10	15	9	35.0	430.00	7.7
SHFH / RHFH 031010	3.0	100	1000.00	10.30	29	29	26	62.50	125	8	9	10	15	9	35.0	930.00	7.7
SHFH / RHFH 031510	3.0	150	1500.00	10.30	29	29	26	62.50	125	12	9	10	15	9	35.0	1430.00	7.7
SHFH / RHFH 032010	3.0	200	2000.00	10.30	29	29	26	62.50	125	16	9	10	15	9	35.0	1930.00	7.7
SHFH / RHFH 040510	4.0	38	506.67	13.80	39	39	35	62.50	125	4	12	10	15	9	33.3	433.00	7.7
SHFH / RHFH 041010	4.0	75	1000.00	13.80	39	39	35	62.50	125	8	12	10	15	9	33.3	933.40	7.7
SHFH / RHFH 041510	4.0	113	1506.67	13.80	39	39	35	62.50	125	12	12	10	15	9	33.3	1440.10	7.7
SHFH / RHFH 042010	4.0	150	2000.00	13.80	39	39	35	62.50	125	16	12	10	15	9	33.3	1933.40	7.7
SHFH / RHFH 050510	5.0	30	500.00	17.40	49	39	34	62.50	125	4	12	14	20	13	37.5	425.00	11.7
SHFH / RHFH 051010	5.0	60	1000.00	17.40	49	39	34	62.50	125	8	12	14	20	13	37.5	925.00	11.7
SHFH / RHFH 060510	6.0	25	500.00	20.90	59	49	43	62.50	125	4	16	18	26	17	37.5	425.00	15.7
SHFH / RHFH 061010	6.0	50	1000.00	20.90	59	49	43	62.50	125	8	16	18	26	17	37.5	925.00	15.7
SHFH / RHFH 080510	8.0	18	480.00	28.00	79	79	71	60.00	120	4	25	22	33	21	120.0	240.00	17.7
SHFH / RHFH 081010	8.0	36	960.00	28.00	79	79	71	60.00	120	8	25	22	33	21	120.0	720.00	17.7

Quality	Din 10e27	Hardness	15°-55°HRC
Helical Angle	RH 19° 31' 42"	Teeth Treatment	Milled
Pressure Angle	20°	Sides Surfaces Treatment	Milled
Material	SHFH=C45E RHFH=42CrMn4	Heat Treatment	Induction Hardened

Total Pitch Error :
Gtf / 1000 ≤ 0.200 mm

M100.00 03/19 (500 - 03/19)

MELUCCI
TECHNOLOGIES

Melucci S.r.l.
Via Emilia, 78-80
47921 Rimini (RN) - Italia
Tel: +39 0541 775768
Fax: +39 0541 773011

info@melucci.it
www.melucci.it